

Home Learning Student Sign In Codes

Mrs. Ingle's Class

Each student has a unique Home Learning Code to access Seesaw. When signing in with their Home Learning Code, students can post to their journal, respond to activities, and view class announcements. Students do not see the work of any other student in the class.

The codes expire after 90 days on **June 14, 2020**. You can generate new codes at any time.

Teacher Instructions

1. Print or download the Home Learning Codes.
2. Give each student their code. There is one code for each student in your class.
3. **Never share codes on social media or another public forum. Instruct students to keep their code safe like they keep their passwords safe.**

Need Home Learning Tips?

Go to <https://web.seesaw.me/home-learning> for step-by-step instructions and lesson ideas.

How Do Students Use Their Home Learning Code?

1. Students go to <https://app.seesaw.me> on a computer. Or install the Seesaw Class App on an iOS or Android device.
2. Students tap "I'm a Student".
3. Students scan their code using Seesaw's built-in QR code reader or type in their text code to access their Seesaw account.

Sample Email Instructions for Students or Families

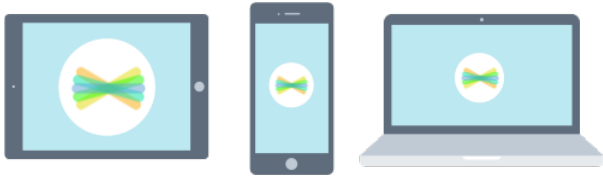
Students and families, we will be using Seesaw for home learning. Please sign in with your Home Learning code following the steps below:

1. Go to <https://web.seesaw.me> on a computer. Or install the Seesaw **Class** iOS or Android app.
2. Tap "I'm a Student".
3. Scan or type in your Home Learning code.
4. Post to your journal, respond to activities, and view class announcements.
5. Remember, this code is like a password. Keep it safe!

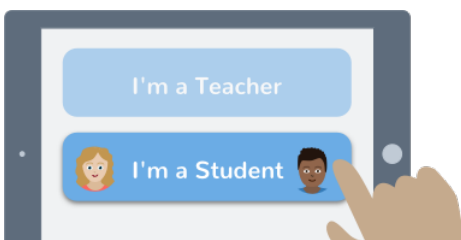


Aadi Dhanjai's Home Learning Code

1. Go to <https://app.seesaw.me> on a computer. Or install the Seesaw **Class** App on an iOS or Android device.



2. Choose "I'm a Student".



3. Scan this code using Seesaw's built-in QR code scanner. Or type in these letters to access your Seesaw account: **IECL APGW RQKH**



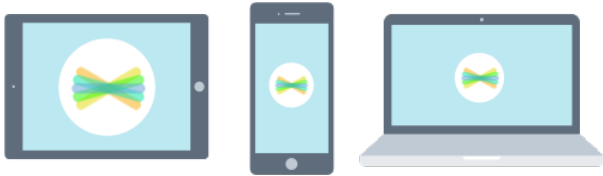
Ask your teacher for a new code after June 14, 2020.

And remember, this code is like a password. Keep it safe!

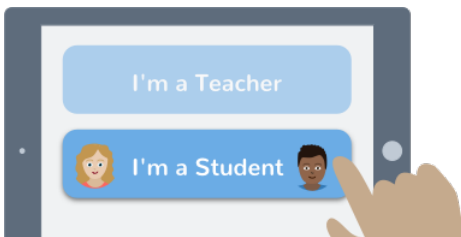


Abigail Zhang's Home Learning Code

1. Go to <https://app.seesaw.me> on a computer. Or install the Seesaw **Class** App on an iOS or Android device.



2. Choose "I'm a Student".



3. Scan this code using Seesaw's built-in QR code scanner. Or type in these letters to access your Seesaw account: **SBBX ISAE QDWO**



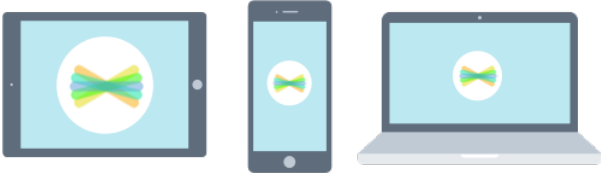
Ask your teacher for a new code after June 14, 2020.

And remember, this code is like a password. Keep it safe!

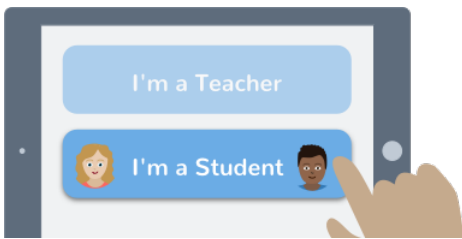


Aidan Walski's Home Learning Code

1. Go to <https://app.seesaw.me> on a computer. Or install the Seesaw **Class** App on an iOS or Android device.



2. Choose "I'm a Student".



3. Scan this code using Seesaw's built-in QR code scanner. Or type in these letters to access your Seesaw account: **SYYE BRJF MMYV**



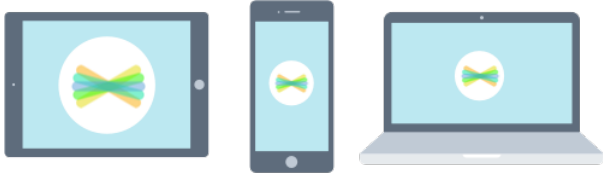
Ask your teacher for a new code after June 14, 2020.

And remember, this code is like a password. Keep it safe!

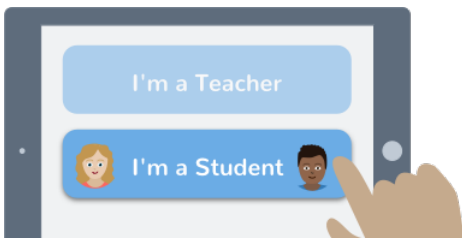


Aleeza Anjum's Home Learning Code

1. Go to <https://app.seesaw.me> on a computer. Or install the Seesaw **Class** App on an iOS or Android device.



2. Choose "I'm a Student".



3. Scan this code using Seesaw's built-in QR code scanner. Or type in these letters to access your Seesaw account: **GOHE QABT ECYD**



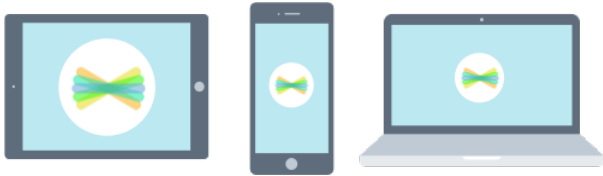
Ask your teacher for a new code after June 14, 2020.

And remember, this code is like a password. Keep it safe!

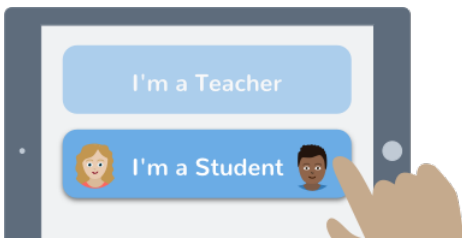


Alex Erickson's Home Learning Code

1. Go to <https://app.seesaw.me> on a computer. Or install the Seesaw **Class** App on an iOS or Android device.



2. Choose "I'm a Student".



3. Scan this code using Seesaw's built-in QR code scanner. Or type in these letters to access your Seesaw account: **NVOZ SVBC YCVL**



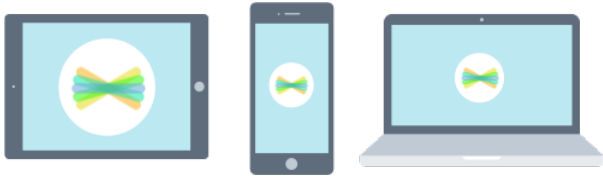
Ask your teacher for a new code after June 14, 2020.

And remember, this code is like a password. Keep it safe!

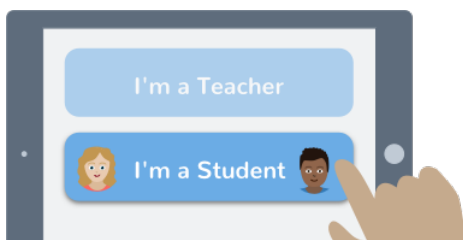


Catherine Mormando's Home Learning Code

1. Go to <https://app.seesaw.me> on a computer. Or install the Seesaw **Class** App on an iOS or Android device.



2. Choose "I'm a Student".



3. Scan this code using Seesaw's built-in QR code scanner. Or type in these letters to access your Seesaw account: **ZCYO ZSGG WVTG**



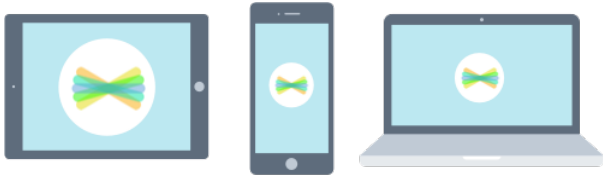
Ask your teacher for a new code after June 14, 2020.

And remember, this code is like a password. Keep it safe!



Charlotte Barber's Home Learning Code

1. Go to <https://app.seesaw.me> on a computer. Or install the Seesaw **Class** App on an iOS or Android device.



2. Choose "I'm a Student".



3. Scan this code using Seesaw's built-in QR code scanner. Or type in these letters to access your Seesaw account: **VUJQ MAAL TJWG**



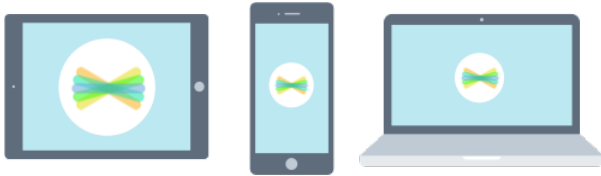
Ask your teacher for a new code after June 14, 2020.

And remember, this code is like a password. Keep it safe!

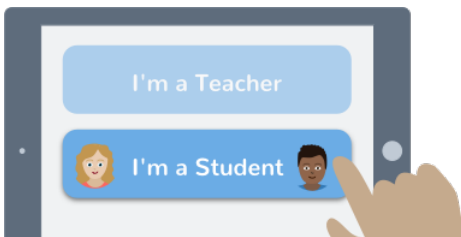


Daniel Praet's Home Learning Code

1. Go to <https://app.seesaw.me> on a computer. Or install the Seesaw **Class** App on an iOS or Android device.



2. Choose "I'm a Student".



3. Scan this code using Seesaw's built-in QR code scanner. Or type in these letters to access your Seesaw account: **JPNF UQAY PTCB**



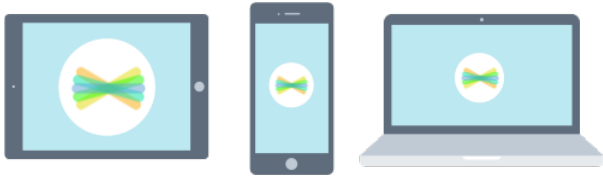
Ask your teacher for a new code after June 14, 2020.

And remember, this code is like a password. Keep it safe!

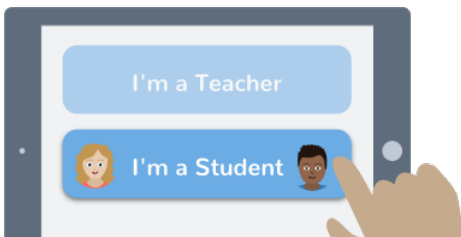


Diego Fernandez Revilla's Home Learning Code

1. Go to <https://app.seesaw.me> on a computer. Or install the Seesaw **Class** App on an iOS or Android device.



2. Choose "I'm a Student".



3. Scan this code using Seesaw's built-in QR code scanner. Or type in these letters to access your Seesaw account: **VNKM TKEF NROP**



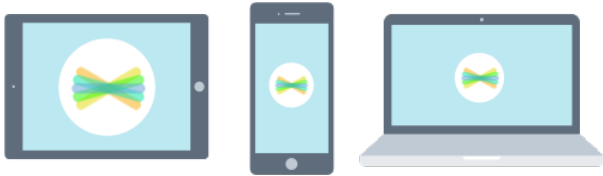
Ask your teacher for a new code after June 14, 2020.

And remember, this code is like a password. Keep it safe!

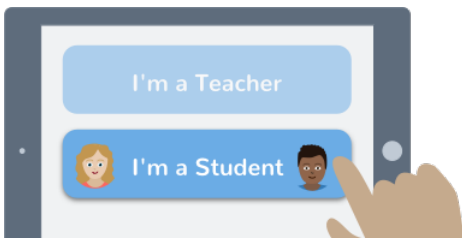


Griffin Brown's Home Learning Code

1. Go to <https://app.seesaw.me> on a computer. Or install the Seesaw **Class** App on an iOS or Android device.



2. Choose "I'm a Student".



3. Scan this code using Seesaw's built-in QR code scanner. Or type in these letters to access your Seesaw account: **TLHK TCIX YXYC**



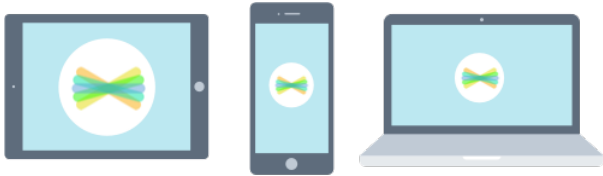
Ask your teacher for a new code after June 14, 2020.

And remember, this code is like a password. Keep it safe!

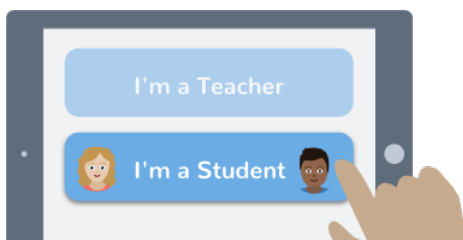


Jasmin Juarez Molina's Home Learning Code

1. Go to <https://app.seesaw.me> on a computer. Or install the Seesaw **Class** App on an iOS or Android device.



2. Choose "I'm a Student".



3. Scan this code using Seesaw's built-in QR code scanner. Or type in these letters to access your Seesaw account: **GRUN NEKS KIVI**



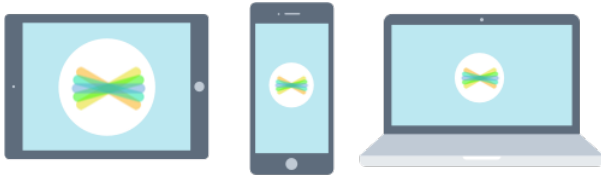
Ask your teacher for a new code after June 14, 2020.

And remember, this code is like a password. Keep it safe!

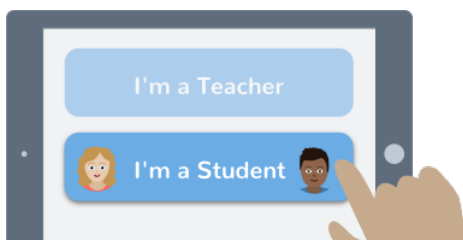


Julianna Biggers's Home Learning Code

1. Go to <https://app.seesaw.me> on a computer. Or install the Seesaw **Class** App on an iOS or Android device.



2. Choose "I'm a Student".



3. Scan this code using Seesaw's built-in QR code scanner. Or type in these letters to access your Seesaw account: **ZKKC CSXK TXKS**



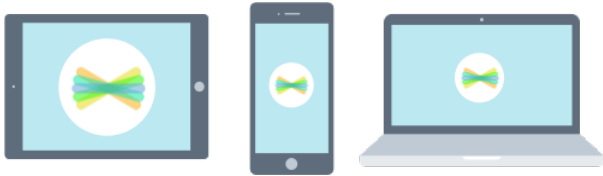
Ask your teacher for a new code after June 14, 2020.

And remember, this code is like a password. Keep it safe!

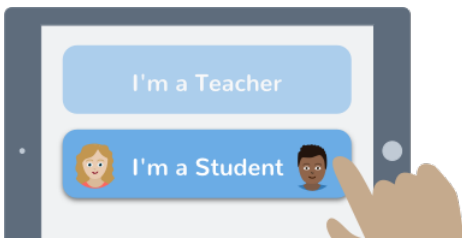


Kendall Batchelor's Home Learning Code

1. Go to <https://app.seesaw.me> on a computer. Or install the Seesaw **Class** App on an iOS or Android device.



2. Choose "I'm a Student".



3. Scan this code using Seesaw's built-in QR code scanner. Or type in these letters to access your Seesaw account: **BPRQ MITN EDSN**



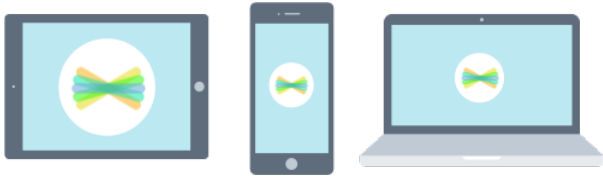
Ask your teacher for a new code after June 14, 2020.

And remember, this code is like a password. Keep it safe!

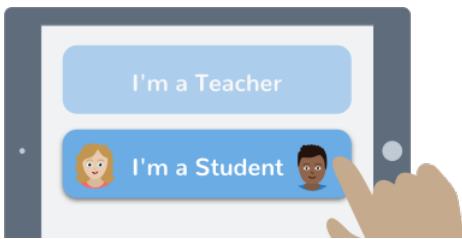


Manha Mughal's Home Learning Code

1. Go to <https://app.seesaw.me> on a computer. Or install the Seesaw **Class** App on an iOS or Android device.



2. Choose "I'm a Student".



3. Scan this code using Seesaw's built-in QR code scanner. Or type in these letters to access your Seesaw account: **MPNP ZYCU FDRJ**



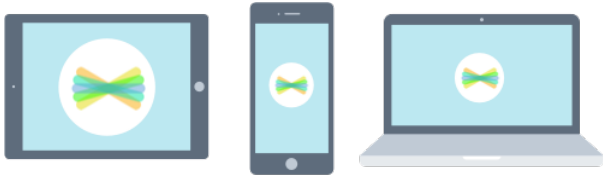
Ask your teacher for a new code after June 14, 2020.

And remember, this code is like a password. Keep it safe!



Meghna Manoj's Home Learning Code

1. Go to <https://app.seesaw.me> on a computer. Or install the Seesaw **Class** App on an iOS or Android device.



2. Choose "I'm a Student".



3. Scan this code using Seesaw's built-in QR code scanner. Or type in these letters to access your Seesaw account: **SITD EZKA RROY**



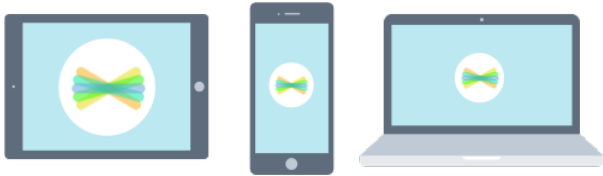
Ask your teacher for a new code after June 14, 2020.

And remember, this code is like a password. Keep it safe!

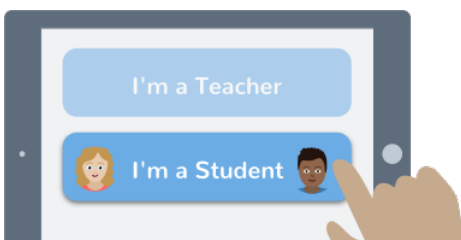


Natalie Huang's Home Learning Code

1. Go to <https://app.seesaw.me> on a computer. Or install the Seesaw **Class** App on an iOS or Android device.



2. Choose "I'm a Student".



3. Scan this code using Seesaw's built-in QR code scanner. Or type in these letters to access your Seesaw account: **QJJQ HACH RDPD**



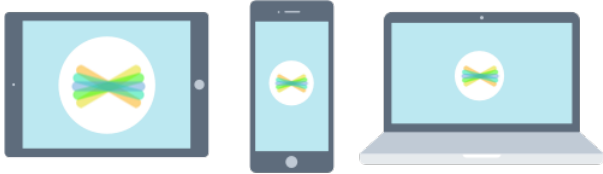
Ask your teacher for a new code after June 14, 2020.

And remember, this code is like a password. Keep it safe!

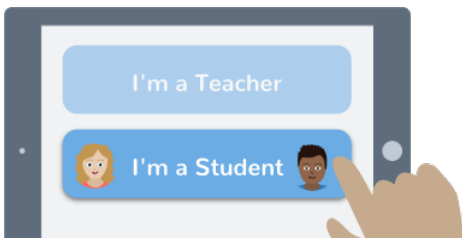


Oscar Zhao's Home Learning Code

1. Go to <https://app.seesaw.me> on a computer. Or install the Seesaw **Class** App on an iOS or Android device.



2. Choose "I'm a Student".



3. Scan this code using Seesaw's built-in QR code scanner. Or type in these letters to access your Seesaw account: **OULL IQRU KKLJ**



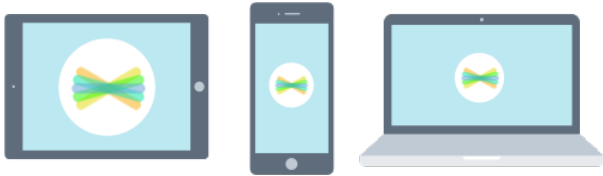
Ask your teacher for a new code after June 14, 2020.

And remember, this code is like a password. Keep it safe!

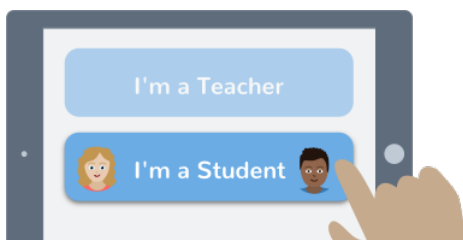


Rohan Lal's Home Learning Code

1. Go to <https://app.seesaw.me> on a computer. Or install the Seesaw **Class** App on an iOS or Android device.



2. Choose "I'm a Student".



3. Scan this code using Seesaw's built-in QR code scanner. Or type in these letters to access your Seesaw account: **TSIH MMBG YUST**



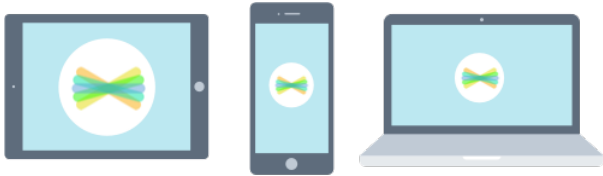
Ask your teacher for a new code after June 14, 2020.

And remember, this code is like a password. Keep it safe!

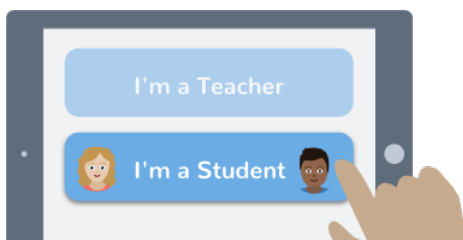


Vedant Nimbalkar's Home Learning Code

1. Go to <https://app.seesaw.me> on a computer. Or install the Seesaw **Class** App on an iOS or Android device.



2. Choose "I'm a Student".



3. Scan this code using Seesaw's built-in QR code scanner. Or type in these letters to access your Seesaw account: **ZRDT GZIA TNYQ**



Ask your teacher for a new code after June 14, 2020.

And remember, this code is like a password. Keep it safe!